



# BLUE RIDGE YURTS

## 2021 ORDER FORM

Blue Ridge Yurts 369 Parkway Lane South Floyd, VA 24091 (540) 745-7458

**30'**  
**YURT**  
**7'4"**  
**WALLS**

### Information

Name:		Date:	
Billing Address:			
City:	State:	Zip:	
Phone:	Fax:	Email:	
Preferred Pick Up or Delivery Date:			
Shipping Address:			
City:	State:	Zip:	

Yurt	Price	Qty	Total
30' Yurt (708 sq ft) with 7'4" Walls (Includes four windows and one 36" doorway as standard features)	\$13,300	1	
Doorway (Choice of one)	Price	Qty	Total
<input type="checkbox"/> Frame Only (Use your own door instead of the 36" door we provide and save \$200)	-\$200		
<input type="checkbox"/> 36" Frame & Door	\$0		
Windows (Quantity of 4)	Price	Qty	Total
<input type="checkbox"/> Vinyl Window(s) 40"W x 46"H	\$0		\$0
<input type="checkbox"/> Vinyl Window(s) 24"W x 46"H	\$0		\$0
<input type="checkbox"/> Custom Sized Frame(s) (Built to fit window(s) you provide)	\$0		\$0

Our 30' yurts can accommodate a maximum of twelve (12) wall features. Since one doorway and four windows are included as standard, this means that you can choose up to seven (7) additional wall features (windows, doorways, stovepipe insert). Rain diverters are included with all doors.

Additional Options	Price	Qty	Total
<input type="checkbox"/> 36" Door(s) with Frame	\$590		
<input type="checkbox"/> 36" Frame(s) Only (You Provide Your Own 36" Door)	\$230		
<input type="checkbox"/> 48" French Door(s) with Frame	\$930		
<input type="checkbox"/> 48" Frame(s) Only (You Provide Your Own 48" Door or Window )	\$250		
<input type="checkbox"/> 60" French Door(s) with Frame	\$990		
<input type="checkbox"/> 60" Frame(s) Only (You Provide Your Own 60" Door)	\$260		
Optional: <input type="checkbox"/> Add Door Awning to 36" doorway(s)	\$260		
<input type="checkbox"/> Add Door Awning to 48" doorway(s)	\$290		
<input type="checkbox"/> Add Door Awning to 60" doorway(s)	\$325		
<input type="checkbox"/> Additional Vinyl Window(s) 40"W x 46"H	\$200		
<input type="checkbox"/> Additional Vinyl Window(s) 24"W x 46"H	\$200		
<input type="checkbox"/> 8" Aluminum Stovepipe Insert	\$100		
<input type="checkbox"/> Tinted Dome Upgrade - <i>Bronze tinted acrylic dome instead of the standard acrylic dome.</i>	\$160		
<input type="checkbox"/> Fan Support - <i>Allows hanging a ceiling fan from the compression ring.</i>	\$40		
<input type="checkbox"/> Duro-Last® Roof Cover Upgrade - <i>Extra heavy duty</i>	\$700		
<input type="checkbox"/> 36" Standard Door Painted to Match Roof	\$150		
Insulation Kit	Price	Qty	Total
<input type="checkbox"/> Insulation for Walls & Roof	\$3,515		
<input type="checkbox"/> Insulation for each Window (Insulation panel velcro's to wall to cover vinyl windows)	\$50		

## Window, Doorway and Stovepipe Insert Placement

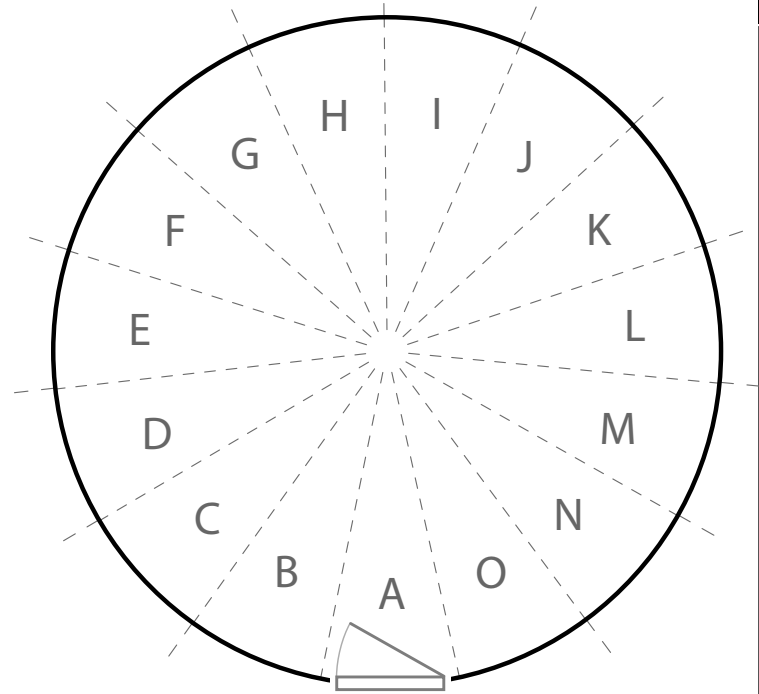
Indicate where you would like to place features using this diagram. Be sure to mark locations for the wall features from the previous page including the two standard windows, additional windows, additional doorways and stovepipe insert (if selected). Also note any doorways with door awning options.

Mark items as follows:

- Vinyl Window: W
- Doorway with 36" Steel Door: D36
- Doorway with 48" French Door: FD48
- Doorway with 60" French Door: FD60
- Glass Window Frame: GW
- Door Awning Option: +AW
- Stovepipe Insert: S

The primary doorway is always at the 'A' location. Features can be placed at half locations so long as they're not directly adjacent to other features. See the examples below for reference.

Other customizations may be possible, just ask!



### Door / Window Measurements (Rough Opening Measurements in Inches)

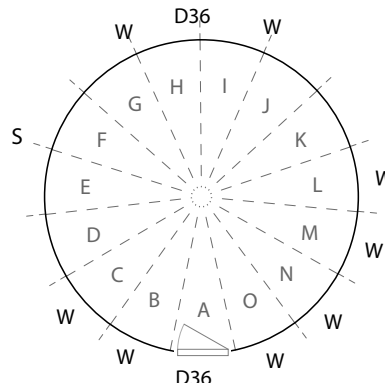
Diagram Section	Width	Height	Diagram Section	Width	Height
A			I		
B			J		
C			K		
D			L		
E			M		
F			N		
G			O		
H					

### Examples

#### Example 1

Illustrates locations one might choose for the following:

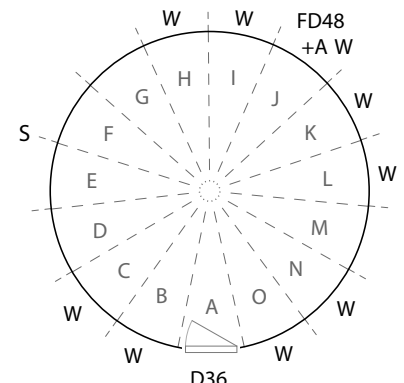
- Standard doorway is a 36" steel door
- One additional doorway with 36" steel door
- Four windows (standard)
- Four additional windows
- A stovepipe insert



#### Example 2

Illustrates locations one might choose for the following:

- Standard 36" steel door
- One additional doorway with a 48" French door and awning
- Four windows (standard)
- Four additional windows
- A stovepipe insert



Example 1

Example 2

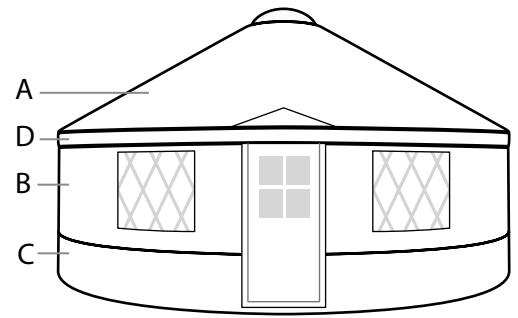
## Fabric & Color Options

### Roof Cover

The standard roof material is Vanguard™, a heavy duty vinyl laminated polyester.

### Standard Wall Fabric Option

The upper panel is made of Starfire™, a strong acrylic coated polyester/cotton blend that looks and feels like canvas, and the lower panel is made of Patio 500®, a heavy duty vinyl laminated polyester that has a slightly pebbled surface.



Indicate your fabric/color selections below.

You can refer to the following web page to view color swatches: [www.blueridgeyurts.com/colors.htm](http://www.blueridgeyurts.com/colors.htm)

If there are particular colors you would like, please ask!

### Standard Roof Fabric

#### A) Roof - Vanguard® (select one)

Almond

Driftwood Gray

V03 White

OR

### Duro-Last® Roof Fabric Option

#### A) Roof - Duro-Last® (select one)

D01 Tan

D02 Gray

D03 White

### Standard Wall Fabric (recommended)

#### B) Upper Wall Panel - Starfire™ (select one)

S01 Light Tan

S07 Teal Blue

S02 Eggshell

S08 Royal Blue

S03 Terra Cotta

S09 Khaki

S04 Burgundy

S10 Red

S05 Emerald

S11 Tan

S06 Blueberry

S12 Pearl Gray

#### C) Lower Wall Panel - Patio 500® (select one)

P01 Almond

P07 Teal

P02 Beige

P08 Bay Blue

P03 Terra Cotta

P10 Portland Red

P04 Cork Brown

P11 Burgundy

P05 Glade Green

P12 Driftwood

P06 Sage Green

P13 Timber

#### D) Matching Valance (Have the valance match the lower wall panel)

Yes  No

## Shipping Options

Check box to indicate local pick up or shipping option.	<input type="checkbox"/> Pick Up Order	\$0
	<input type="checkbox"/> Ship Order	

Please understand that while we will assist you as much as possible, you are responsible for pickup/shipping of the Yurt from Floyd, VA to your destination.

## Payment

Enter the total of the preceding price columns here:	Subtotal	
Sales Tax (Based on point of delivery) <i>Within Virginia -- 5.3% - Outside of Virginia -- No Tax</i>	Add 5.3% Sales Tax, if applicable	
If paying by credit card* (check one): <input type="checkbox"/> Mastercard <input type="checkbox"/> Visa  Card Number:                      Expiration Date:  * A 3.5% electronic transaction fee is added for any payments made by credit card. We do accept checks as an alternate form of payment.	Add 3.5% Electronic Transaction Fee, if applicable	
	Total	
A 50% deposit is required to confirm your order.	Deposit	
Balance owed upon delivery / pickup	Balance Owed	

- When we receive your order, we will send you a confirmation, along with links to warranty information and assembly instructions
- When the order is complete, we will contact you to finalize your pickup or delivery plans

## Sales Agreement

I understand I will accept the goods and pay for them in accordance with the terms of the sale.

I understand I am solely responsible for all building permits, building and /or safety codes (if applicable) in the installation of the Blue Ridge Yurt on my residential and/or commercial property.

I understand I am solely responsible for assembly of yurt, provision of flooring and any other work/cost related to setting up my Blue Ridge Yurt.

I understand Blue Ridge Yurts reserves the right to change, discontinue or substitute materials.

I understand the terms of sale are 50% down at time of order and the balance upon completion of the Yurt.

I understand that I am solely responsible for pickup/shipping of the Blue Ridge Yurt from Floyd, VA to my destination.

I understand that all Yurt sales are final.

I understand that I am responsible for all shipping costs to and from Floyd, VA.

I understand I am holding harmless, indemnifying, and releasing Blue Ridge Yurts, LLC from all and any liability, accidents, and incidents that may occur from all and any use of the Blue Ridge Yurt.

I hereby agree to order the Blue Ridge Yurt at the prices stated and have read and agree to the terms of sale stated above.

Customer Signature: \_\_\_\_\_

Date: \_\_\_\_\_