



BLUE RIDGE YURTS

2025 ORDER FORM

Blue Ridge Yurts 369 Parkway Lane South Floyd, VA 24091 (540) 745-7458

24'
YURT
7'4"
WALLS

Information

Name:	Date:	
Address:		
City:	State:	Zip:
Phone:	Email:	
Preferred Pick Up or Delivery Month:		
Shipping Address:		
City:	State:	Zip:

Yurt	Price	Qty	Total
24' Yurt (452 sq ft) with 7'4" Walls (Includes a tinted dome with opener, four sewn in vinyl windows or four frames for glass windows, one 36" doorway, plus a Duro-Last roof as standard features)	\$17,000	1	
Doorway (Choice of one)	Price	Qty	Total
<input type="checkbox"/> Frame Only (Use your own door instead of the 36" door we provide and save \$350)	-\$350		
<input type="checkbox"/> 36" Frame & Door(Our doors use Dura-Frame System)	\$0		
Windows (Quantity of 4)	Price	Qty	Total
<input type="checkbox"/> Sewn in Vinyl Window(s) 40"W x 46"H	\$0		\$0
<input type="checkbox"/> Custom Sized Frame(s) (Built to fit window(s) you provide)	\$0		\$0

Our 24' yurts can accommodate a maximum of ten (10) wall features. Since one doorway and four windows are included as standard, this means that you can choose up to six (6) additional wall features (windows, doorways, stovepipe insert). Rain diverters are included with all doors.

Additional Options	Price	Qty	Total
<input type="checkbox"/> 36" Door(s) with Frame	\$950		
<input type="checkbox"/> Up to 36" Frame(s) Only (You Provide Your Own 36" Door or Window)	\$310		
<input type="checkbox"/> Add door awning to 36" Doorway	\$275		
<input type="checkbox"/> 48" French Door(s) with Frame	\$1,575		
<input type="checkbox"/> Up to 48" Frame(s) Only (You Provide Your Own 48" Door or Window)	\$370		
<input type="checkbox"/> Door awning for 48" French Door	\$365		
<input type="checkbox"/> 60" French Door(s) with Frame	\$1,600		
<input type="checkbox"/> 60" Frame(s) Only (You Provide Your Own 60" Door)	\$465		
<input type="checkbox"/> Additional Sewn in Vinyl Window(s) 40"W x 46"H	\$300		
<input type="checkbox"/> 8" Aluminum Stovepipe Insert	\$120		
<input type="checkbox"/> Fan Support - <i>Allows hanging a ceiling fan from the compression ring.</i>	\$40		
<input type="checkbox"/> PVC rot-free band board	\$220		
<input type="checkbox"/> 1x6 Horizontal Perimeter Band (to finish flooring to, if not installed before raising)	\$430		

Insulation Kit	Price	Qty	Total
<input type="checkbox"/> Astrofoil Insulation Kit for Walls & Roof (Standard)	\$2,675		
<input type="checkbox"/> Prodex Insulation Kit for Walls & Roof (Upgrade)	\$4,000		
<input type="checkbox"/> Astrofoil Insulation for each vinyl window(insulation panel velcros to wall to cover vinyl windows)	\$50 each		
<input type="checkbox"/> Prodex Insulation for each vinyl window(insulation panel velcros to wall to cover vinyl windows)	\$60 each		

Window, Doorway and Stovepipe Insert Placement

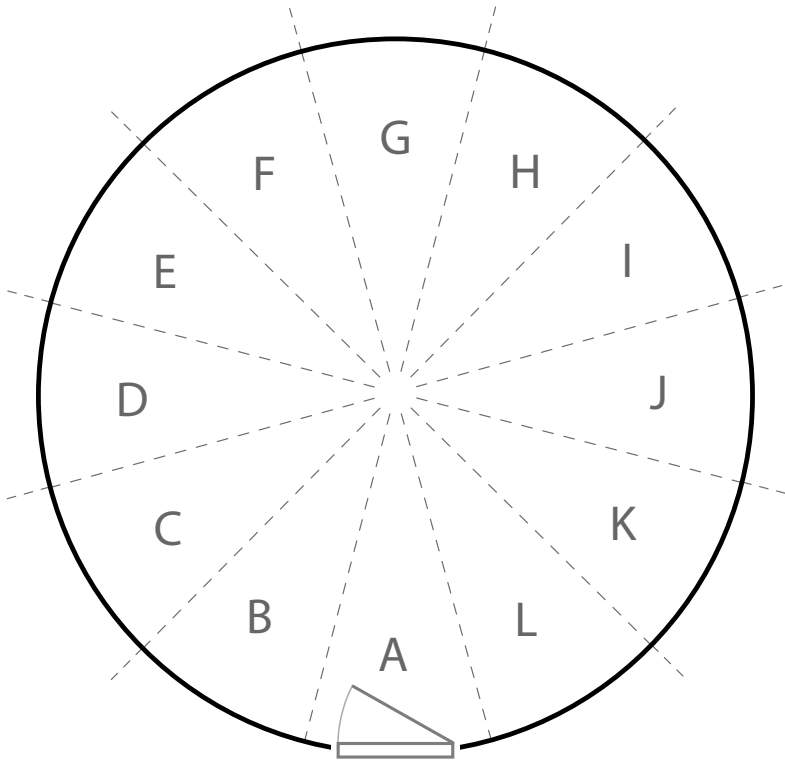
Indicate where you would like to place features using this diagram. Be sure to mark locations for the wall features from the previous page including the standard windows, additional windows, additional doorways and stovepipe insert (if selected). Also note any doorways with door awning options.

Mark items as follows:

- Sewn In Vinyl Window: W
- Doorway with 36" Steel Door: D36
- Doorway with 48" French Door: FD48
- Doorway with 60" French Door: FD60
- Glass Window Frame: GW
- Door Awning Option: +AW
- Stovepipe Insert: S

The primary doorway is always at the 'A' location. Each segment is 75.33 inches. Features can be placed at half locations so long as they're not directly adjacent to other features. See the examples below for reference.

Other customizations may be possible, just ask!



Door / Window Measurements (Rough Opening Measurements in Inches)

Diagram Section	Width	Height	Diagram Section	Width	Height
A			G		
B			H		
C			I		
D			J		
E			K		
F			L		

Examples

Example 1

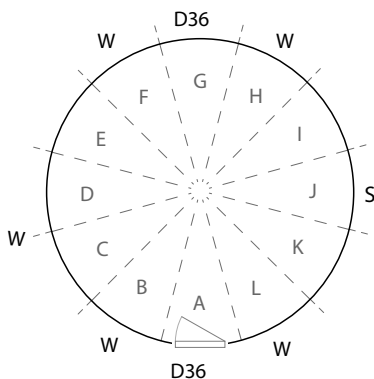
Illustrates locations one might choose for the following:

- Standard doorway is a 36" steel door
- One additional doorway with 36" steel door
- Four windows (standard)
- One additional windows
- A stovepipe insert

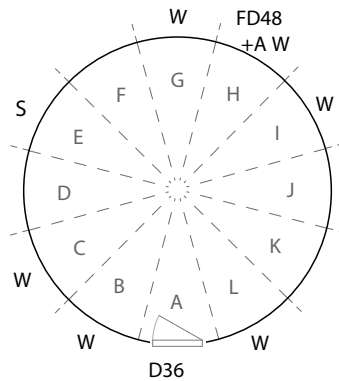
Example 2

Illustrates locations one might choose for the following:

- Standard 36" steel door
- One additional doorway with a 48" French door and awning
- Four windows (standard)



Example 1



Example 2

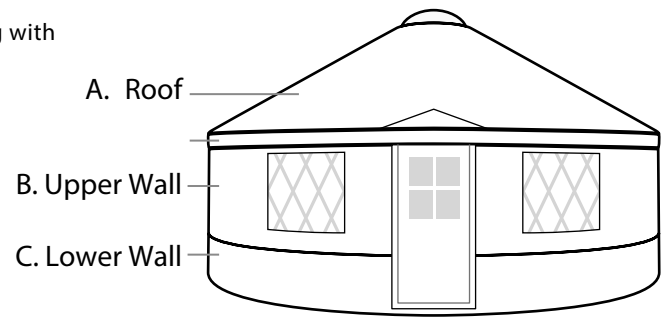
Fabric & Color Options

Roof Cover

The standard roof material is Duro-Last™, a heavy duty commercial roofing with a 15 year warranty.

Standard Wall Material

Patio 500 is a 17.5 oz vinyl laminated polyester with 5 year warranty



Indicate your fabric/color selections below.

You can refer to the following web page to view color swatches: www.blueridgeyurts.com/colors.htm

If there are particular colors you would like, please ask!

Duro-Last® Roof Material Option

A) Roof - Duro-Last® (select one)

<input type="checkbox"/> Dark Gray	<input type="checkbox"/> Light Gray	<input type="checkbox"/> Tan	<input type="checkbox"/> White
------------------------------------	-------------------------------------	------------------------------	--------------------------------

Wall Material

B) Upper Wall Color

<input type="checkbox"/> Designer White	<input type="checkbox"/> Champagne	<input type="checkbox"/> Stone Gray	<input type="checkbox"/> Pewter
<input type="checkbox"/> Brown	<input type="checkbox"/> Terra-Cotta	<input type="checkbox"/> Spruce	<input type="checkbox"/> DK Green
<input type="checkbox"/> Teal	<input type="checkbox"/> Cobalt Blue	<input type="checkbox"/> Royal Blue	

B) Lower Wall Color

<input type="checkbox"/> Designer White	<input type="checkbox"/> Champagne	<input type="checkbox"/> Stone Gray	<input type="checkbox"/> Pewter
<input type="checkbox"/> Brown	<input type="checkbox"/> Terra-Cotta	<input type="checkbox"/> Spruce	<input type="checkbox"/> DK Green
<input type="checkbox"/> Teal	<input type="checkbox"/> Cobalt Blue	<input type="checkbox"/> Royal Blue	

You may choose a solid color or 2 color yurt. (Upper and lower band different colors)

Shipping Options

Check box to indicate local pick up or shipping option.

☐ Pick Up Order

☐ Ship Order

Please understand that while we will assist you as much as possible, you are responsible for pickup/shipping of the Yurt from Floyd, VA to your destination.

Payment

Enter the total of the preceding price columns here:

Subtotal

Sales Tax (Based on point of delivery)

Within Virginia -- 5.3% - Outside of Virginia -- No Tax

Add 5.3% Sales Tax, if applicable

If paying by credit card* (check one): ☐ Mastercard ☐ Visa

Card Number:

Expiration Date:

Add 3.5% Electronic Transaction Fee, if applicable

* A 3.5% electronic transaction fee is added for any payments made by credit card. We do accept checks as an alternate form of payment.

Total

A 50% deposit is required to confirm your order.

Deposit

Balance owed upon delivery / pickup

Balance Owed

- When we receive your order, we will send you a confirmation.
- When the order is complete, we will contact you to finalize your pickup or delivery plans

Sales Agreement

I understand I will accept the goods and pay for them in accordance with the terms of the sale.

I understand I am solely responsible for all building permits, building and /or safety codes (if applicable) in the installation of the Blue Ridge Yurt on my residential and/or commercial property.

I understand I am solely responsible for assembly of yurt, provision of flooring and any other work/cost related to setting up my Blue Ridge Yurt.

I understand Blue Ridge Yurts reserves the right to change, discontinue or substitute materials.

I understand the terms of sale are 50% down at time of order and the balance upon completion of the Yurt.

I understand that I am solely responsible for pickup/shipping of the Blue Ridge Yurt from Floyd, VA to my destination.

I understand that all Yurt sales are final.

I understand I am holding harmless, indemnifying, and releasing Blue Ridge Yurts, LLC from all and any liability, accidents, and incidents that may occur from all and any use of the Blue Ridge Yurt.

I hereby agree to order the Blue Ridge Yurt at the prices stated and have read and agree to the terms of sale stated above.

Customer Signature: _____

Date: _____